

OR D Series

Outdoor Rental LED Display

P2.6,P2.9,P3.9,P4.8



Great Cabinet Design



Light Weight



Seamless Connection



Excellent Performance



Curve Capabilities



Easy Repair



1,920Hz ~ 3,840Hz



Various Shapes

Product Description

Great Cabinet Design

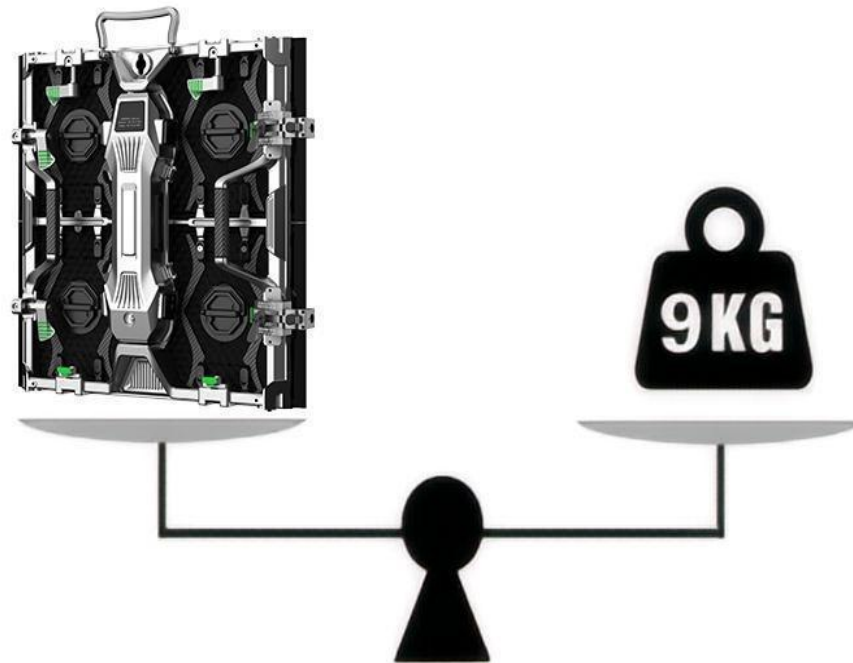
To meet the requirements of customers in different application scenarios, 2 cabinet sizes are available.

One of the cabinet size is 500mm x 500mm, and another one is 500mm x 1000mm, which makes installation flexible during the event.



Light Weight

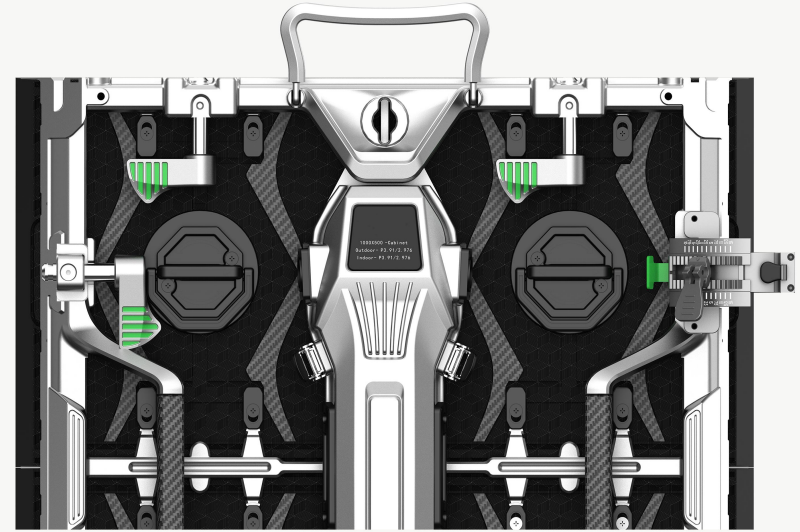
As the cabinet uses die-cast aluminum material, the weight of the panel is only 9 kgs, and it has great heat dissipation.



Curved Design

The lock is very secure and strong. It can be designed to be curved to form a curved screen from -15° (convex) to $+15^{\circ}$ (concave).






Excellent visual effort

With its excellent video performance, create an immersive and dynamic visual experience. Provide viewers with a dynamic and engaging visual experience.



Application Files

Activity; Stages; Exhibition hall; Sports Events.



Parameters

Item	P2.6	P2.9	P3.91	P4.81
Pixel Pitch	2.604mm	2.976mm	3.91mm	4.81mm
LED Type	SMD1415	SMD1415/SMD 1921	SMD1921	SMD1921
Module Resolution	96dots x 96dots	84dots x 84dots	64dots x 64dots	52dots x 52dots
Driving Mode	1/24scan	1/21scan	1/16scan	1/13scan
Module Pixels	9,216dots	7,056dots	4,096dots	2,704dots
Module Size(mm)	250 x 250	250 x 250	250 x 250	250 x 250
Cabinet Size(mm)	500 x 500/1000	500 x 500/1000	500 x 500/1000	500 x 500/1000
Cabinet Resolution(dots)	192 x 192/384dots	168 x 168/336dots	128 x 128/256dots	104 x 104/208dots
Pixel Density(dots/m ²)	147,456	112,896	65,536	43,264
Minimum Viewing Distance	≥2.6m	≥2.9m	≥3.9m	≥4.8m
Brightness	≥4500nits	≥4500nits	≥4500nits	≥4500nits
IP Grade	IP65	IP65	IP65	IP65
Refresh Rate	1920Hz~7,680Hz	1920Hz~7,680Hz	1920Hz~7,680Hz	1920Hz~7,680Hz
Gray Scale	12~16bits	12~16bits	12~16bits	12~16bits
Viewing Angle	160°/160°	160°/160°	160°/160°	160°/160°
Maximum Power Consumption	800(W/m ²)	800(W/m ²)	800(W/m ²)	800(W/m ²)
Average Power Consumption	240(W/m ²)	240(W/m ²)	240(W/m ²)	240(W/m ²)
Inout Voltage	AC110V~AC220V 50Hz/60Hz	AC110V~AC220V 50Hz/60Hz	AC110V~AC220V 50Hz/60Hz	AC110V~AC220V 50Hz/60Hz
Operating Temperature	-20℃~60℃	-20℃~60℃	-20℃~60℃	-20℃~60℃
Operating Humidity	10%~90%	10%~90%	10%~90%	10%~90%
Cabinet Material	Die-casting Aluminum	Die-casting Aluminum	Die-casting Aluminum	Die-casting Aluminum
Cabinet Weight	7.5kg/panel	7.5kg/panel	7.5kg/panel	7.5kg/panel
Operating System	Windows (Win7,Win8,etc.)	Windows (Win7,Win10,etc.)	Windows (Win7,Win10,etc.)	Windows (Win7,Win10,etc.)
Signal Source Compatibility	DVI,HDMI1.3,DP1.2,SDI,HDMI2.0,etc	DVI,HDMI1.3,DP1.2,SDI,HDMI2.0,etc	DVI,HDMI1.3,DP1.2,SDI,HDMI2.0,etc	DVI,HDMI1.3,DP1.2,SDI,HDMI2.0,etc